

PRODUCT DATA SHEET OF W5500-GWB-MP525/530/535/540/545/550

MONO-FACIAL (GWB) PERC

525 -550 W

MONO-FACIAL (GWB) PERC M10

SYSTEM & PRODUCT CERTIFICATES

IEC 61215 /IEC 61730 /UL 61215/UL 61730

ISO 9001:2015 QUALITY MANAGEMENT SYSTEM

ISO 14001:2015 ENVIRONMENT MANAGEMENT SYSTEM

ISO 45001:2018 OCCUPATIONAL HEALTH AND SAFETY



W5500-GWB-MP525/530/535/540/545/550

SALIENT FEATURES OF W5500-GWB-MP525/530/530/540/545/550 MODULE



HIGH PERFORMANCE

Higher module power and module efficiency, lower power degradation. Lower installation cost of power plant.



ENVIRONMENT FRIENDLY

Wide range of applications, such as snow areas, high humidity areas and Strong sandstorm areas, etc.



LID & LeTID

Very low degradation for LID and LeTID



PID RESISTANCE

PID resistance cell and module design.



INNOVATIONAL HALF-CUT & MULTI-BUSBAR TECHNOLOGY

Lower risk of micro crack, lower risk of shading effect and high reliability.



BIFACIAL DESIGN

Up to 25% additional power gain, higher revenue generation and faster ROI.



POSITIVE TOLERANCE

Guaranteed Positive tolerance (0~ 5W) to ensure minimum nominal power output.

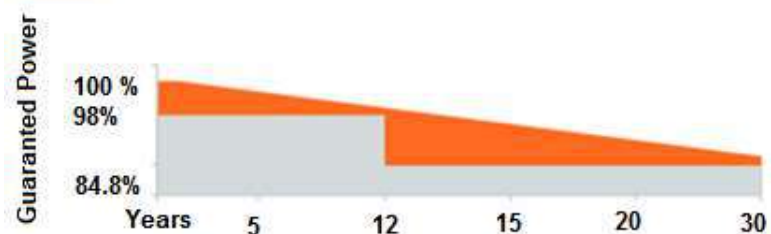


PERFORMANCE WARRANTY



Linear Performance warranty

Standard Performance Warranty



ELECTRICAL SPECIFICATION AT STC

Power (Wp)	525	530	535	540	545	550
Power Tolerance (Wp)	0~+5	0~+5	0~+5	0~+5	0~+5	0~+5
Module Efficiency	20.32%	20.52%	20.71%	20.90%	21.10%	21.29%
Maximum Voltage Vmp (V)	40.94	41.09	41.16	41.30	41.45	41.52
Maximum Current Imp (A)	12.83	12.90	13.00	13.08	13.15	13.25
Open-circuit voltage Voc (V)	48.74	48.89	48.96	49.10	49.25	49.32
Short-circuit current Isc (A)	13.38	13.42	13.51	13.52	13.58	13.68

OPERATING CONDITION

Maximum system voltage(UL&IEC)	1000/1500VDC
Maximum series fuse rating(A)	30A
Limiting reverse current(A)	30A
Operating temperature range(°C)	-40 °C and +85 °C
Maximum static load (snow or wind)	113psf (5400Pa)

MODULE MECHANICAL CHARACTERISTICS

Module dimensions LxWxH(mm)	2278mmx1134mmx40/35mm
Module weight	29Kg (approx.)
Number of cells & size	144cells (182x91)mm(M10)
Frame material	Anodized aluminum frame
Maximum static load(snow or wind)	113psf(5400Pa)


TEMPERATURE COEFFICIENT

Nominal Operating Cell Temperature	45±2 °C
Coefficient of Power(Pmax)	-0.35% /°C
Coefficient of Voltage(Voc)	-0.28% /°C
Coefficient of Current(Isc)	0.048% /°C

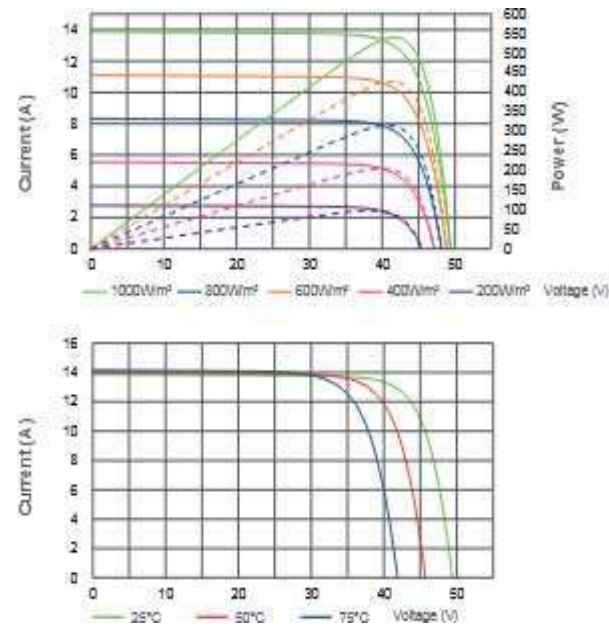
ELECTRICAL SPECIFICATION AT NOCT

Nominal Power (Wp)	525	530	535	540	545	550
Power at NOCT (Wp)	386	393	397	401	404	408
Module Efficiency	14.94%	15.22%	15.37%	15.53%	15.65%	15.79%
Maximum Voltage Vmp (V)	38.14	38.37	38.44	38.68	38.90	39.04
Maximum Current Imp (A)	10.13	10.25	10.33	10.37	10.39	10.46
Open-circuit voltage Voc (V)	45.74	46.16	46.18	46.33	46.47	46.56
Short-circuit current Isc (A)	10.75	10.75	10.83	10.84	10.86	10.96

Engineering Drawings



Electrical Performance & Temperature



Packing and shipping Information

Number of modules per Pallet	27Pcs
Number of pallets per 40 ft. container	20Pcs
No. of Panel/40ft	540Pcs